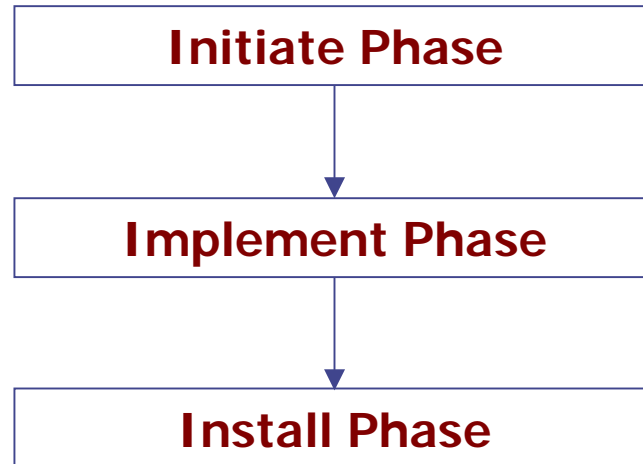




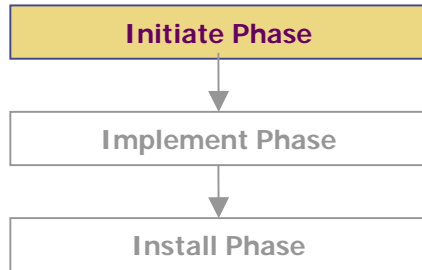
Embin

i-cube process

Project Phases - iCube



Initiate Phase



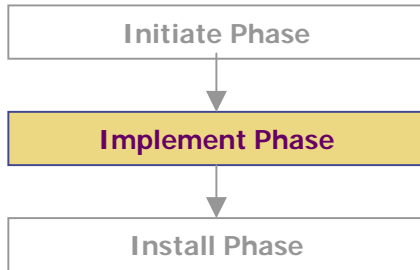
➔ Activities

- Clients Requirement Analysis
- Solution Analysis
- Technical Requirement Analysis
- Business Proposal
- Purchase Agreement Sign-Off

➔ Participants

- Embin Analysis Group
- Embin Marketing Team
- Client

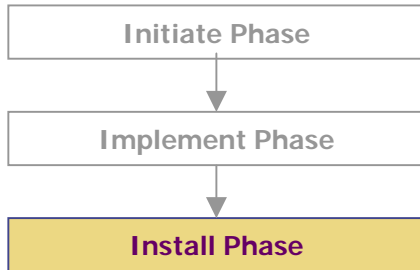
Implement Phase



- ➔ Setup the Project Environment
- ➔ System Requirement Specifications
- ➔ Design & Code
 - High Level Design
 - Low Level Design
 - Coding
- ➔ Develop a test plan, write test cases
- ➔ Implement Phase Sign-Off

- ➔ Participants
 - Team Lead
 - Software Architect
 - Software Engineers
 - Test Lead
 - Client

Install Phase



- ➔ This step is a formal testing process by QA personnel.
 - Run Test cases and record in Test Report
 - Deploy on target hardware.
 - Log bugs
 - Final check of the build
 - Prepare the build for release when all bugs are fixed and gold code is ready to be released.
 - Release build/source code as per mutually agreed mechanism viz, mail attachments, upload onto FTP, etc
- ➔ Install Phase Sign-Off
- ➔ Participants
 - Test Lead / QA Engineers
 - Team Lead / Software Engineers
 - Marketing Team
 - Client

Project closure



➔ Internal

- Team meeting to compile lessons learnt
- Update Embin's knowledge portal
- Collect project specific metrics, analyze

➔ With Client

- Collect project specific feedback, suggestions and rating

Team Structure

